

GROWING LANGUAGE

1. TALK MORE

Talking to your child helps them to learn new words and what the words mean. You don't need to change the way that you talk, just talk more.



2. SHARE BOOKS


Reading and sharing books with your child helps them to learn new words and concepts. When you are sharing books, talk about all the things you can see in the pictures as well as what is happening in the pictures.



3. SOUNDS AND LETTERS

When you are sharing books with your child, talk about what sounds the pictures start with and what letter on the page makes that sound. This helps your child to learn the skills that they need to be able to read and write.

This is a "B" it makes a buh sound. Buh for bear.



Bear starts with "buh"

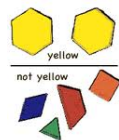
4. RECASTING

When your child makes a mistake with a word they are saying, say the word correctly a few times in a sentence.

Child: "there is a tat"
Adult: "yes it is a cat, An orange cat. The cat has long whiskers. Let's pat the cat"


5. SORTING

Sorting things into categories helps your child organise their thoughts and helps them to think of words they want to say more easily. Sort things like: food, clothes, toys and pictures by colour, size, shape, function category etc. Packing away is a great time to practice this!



6. DESCRIBING

Describing things helps your child to organise their thoughts and also helps them to understand instructions.



GROWING LANGUAGE


1. TALK MORE

Talking to your child helps them to learn new words and what the words mean. You don't need to change the way that you talk, just talk more.



2. SHARE BOOKS


Reading and sharing books with your child helps them to learn new words and concepts. When you are sharing books, talk about all the things you can see in the pictures as well as what is happening in the pictures.



3. SOUNDS AND LETTERS

When you are sharing books with your child, talk about what sounds the pictures start with and what letter on the page makes that sound. This helps your child to learn the skills that they need to be able to read and write.

This is a "B" it makes a buh sound. Buh for bear.



Bear starts with "buh"


4. RECASTING

When your child makes a mistake with a word they are saying, say the word correctly a few times in a sentence.

Child: "there is a tat"
Adult: "yes it is a cat, An orange cat. The cat has long whiskers. Let's pat the cat"

5. SORTING

Sorting things into categories helps your child organise their thoughts and helps them to think of words they want to say more easily. Sort things like: food, clothes, toys and pictures by colour, size, shape, function category etc. Packing away is a great time to practice this!



6. DESCRIBING

Describing things helps your child to organise their thoughts and also helps them to understand instructions.

